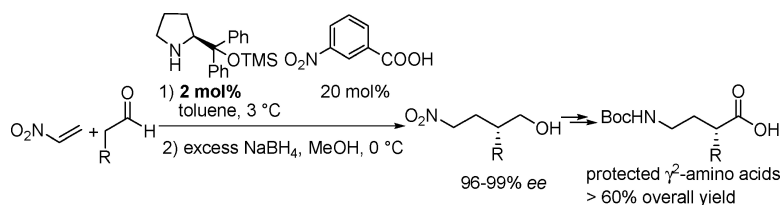


Enantioselective Organocatalytic Michael Addition of Aldehydes to Nitroethylene: Efficient Access to β -Amino Acids

Yonggui Chi, Li Guo, Nathan A. Kopf, and Samuel H. Gellman

J. Am. Chem. Soc., **2008**, 130 (17), 5608-5609 • DOI: 10.1021/ja800345r • Publication Date (Web): 04 April 2008

Downloaded from <http://pubs.acs.org> on February 8, 2009



More About This Article

Additional resources and features associated with this article are available within the HTML version:

- Supporting Information
- Links to the 14 articles that cite this article, as of the time of this article download
- Access to high resolution figures
- Links to articles and content related to this article
- Copyright permission to reproduce figures and/or text from this article

[View the Full Text HTML](#)



Enantioselective Organocatalytic Michael Addition of Aldehydes to Nitroethylene: Efficient Access to γ^2 -Amino Acids

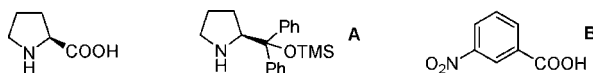
Yonggui Chi, Li Guo, Nathan A. Kopf, and Samuel H. Gellman*
Department of Chemistry, University of Wisconsin, Madison, Wisconsin 53706

Received January 15, 2008; E-mail: gellman@chem.wisc.edu

The development of asymmetric conjugate addition reactions for C–C bond formation remains an important challenge in organic synthesis.^{1,2} Much recent work has focused on organocatalytic Michael addition of carbonyl compounds to nitroalkenes.^{3–5} Among these reactions, Michael addition of aldehydes to nitroalkenes is of particular interest because of the valuable synthetic intermediates that are generated.⁴ β -Aryl nitroalkenes have been the most common Michael acceptors for reactions developed by other research groups.^{3–5} These Michael reactions provide α,β -disubstituted- γ -nitrobutanals. Our attention was drawn to nitroethylene as a Michael acceptor because the adducts would bear a single substituent adjacent to the carbonyl and could be readily converted to γ^2 -amino acids. γ^2 -Amino acids represent potential building blocks for γ -peptide⁶ and heterogeneous backbone foldamers.⁷ In addition, derivatives of the neurotransmitter γ -amino butyric acid (GABA)⁸ are of potential biomedical utility, as illustrated by the use of Pregabalin and Baclofen to treat neurological disorders.⁹

The preparation of enantiomerically pure γ -amino acids is challenging, and this synthetic burden has limited the study of γ -peptide foldamers to date. A variety of routes to enantioenriched γ^2 -amino acids have been described,¹⁰ but these approaches often involve specialized chiral auxiliaries and may not be ideal for preparing multigram quantities of protected γ^2 -amino acids bearing diverse side chain functionality, which is necessary for foldamer research.^{6,7} Here we report an asymmetric organocatalytic method for aminoethylation of aldehydes, which leads to a new and efficient synthesis of γ^2 -amino acids (Scheme 1). Our approach pairs a chiral pyrrolidine catalyst with a carefully chosen acidic co-catalyst to promote Michael addition of aldehydes to nitroethylene with high enantioselectivity.

We initially evaluated two widely used chiral pyrrolidines, L-proline and (*S*)-diphenylprolinol silyl ether (**A**),¹¹ for the ability to promote the Michael reaction between *n*-pentanal and nitroethylene (2:1 molar ratio). We assumed that such reactions would proceed via enamine intermediates. L-Proline (20 mol %) provided very little of the Michael adduct; instead the major product in a variety of solvents resulted from aldol condensation of *n*-pentanal, a process that is known to be catalyzed by proline.¹² In contrast, when 20 mol % of **A** was employed in toluene, the desired Michael adduct was generated in 95% yield with >95% ee, and little or no aldol product was formed.



Previous work has shown that carefully chosen acidic co-catalysts can enhance pyrrolidine- or imidazolidinone-catalyzed Michael addition of aldehydes to enones,¹³ and we therefore examined co-catalyst effects¹⁴ on the Michael addition of *n*-pentanal to nitroethylene. When 5 mol % of **A** was employed as catalyst, without any co-catalyst, <10% Michael adduct was generated after 1 h, and little further adduct was generated after 24 h (Table 1). However, use of 5 mol % of **A** along with 200 mol % of acetic acid gave a 95% yield of the Michael adduct after 24 h with excellent stereoselectivity (>95% ee).¹⁵ These observations suggest

Scheme 1

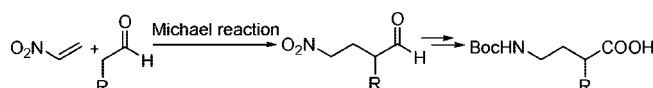


Table 1. Organocatalyzed Michael Reaction

entry	catalyst	co-catalyst	yield ^b (%)	ee ^c
1	20 mol %	none	95	>95%
2	5 mol %	none	<10	n.d. ^d
3 ^a	5 mol %	HOAc (200 mol %)	95	>95%
4	2 mol %	HOAc (20 mol %)	30	n.d. ^d
5	2 mol %	TFA (20 mol %)	8	n.d. ^d
6 ^a	2 mol %	HOAc (200 mol %)	55	n.d. ^d
7	2 mol %	B (5 mol %)	96	>95%

^a HOAc used as solvent. ^b From ¹H NMR of the crude reaction mixture. ^c Determined by a ¹H NMR ee assay.¹⁶ ^d Not determined.

that the role of the acidic component may be to facilitate catalyst turnover and/or to prevent catalyst deactivation pathways.

Many pyrrolidine-catalyzed processes require relatively high levels of catalyst (10–20 mol %). Use of 2 mol % of **A** with 20 mol % of acetic acid led to a substantial decline in efficiency (30% Michael adduct; Table 1). Switching to a more acidic co-catalyst, trifluoroacetic acid (20 mol %), caused a decrease in yield (8% Michael adduct). Increasing the amount of acetic acid to 200 mol % led to only a modest improvement (55% Michael adduct). Evaluation of a number of other potential acidic co-catalysts identified 3-nitrobenzoic acid (**B**) as particularly effective: combining 2 mol % of pyrrolidine **A** with 5 mol % of **B** provided the Michael adduct in 96% yield with >95% ee.

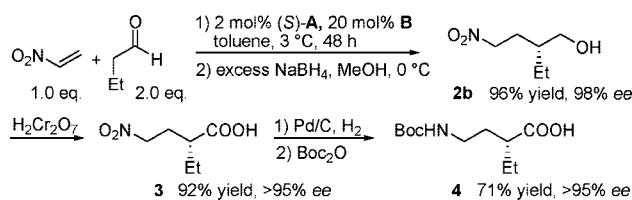
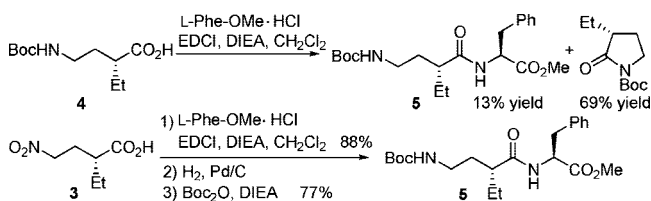
Having established **A** + **B** as an effective catalyst/co-catalyst pair for enantioselective Michael reaction of *n*-pentanal, we next investigated the scope for the aldehyde substrate (Table 2). These reactions were carried out with 2 mol % of **A** and 20 mol % of **B** at 3 °C. Enantioselectivity was determined in most cases after reduction of the initial aldehyde product to the corresponding β -substituted- δ -nitrobutanol derivative. This approach enabled ee determination via HPLC because aldehyde reduction eliminates the possibility of epimerization. As initially observed for *n*-pentanal, a variety of aldehydes with hydrocarbon appendages give excellent yields and enantioselectivities. Even a β -branched substrate, 3-methylbutanal, can be employed, although elevated temperature (23 °C) is required to achieve full conversion (Table 2, entry 3). Our long-term interest in using γ -amino acids to construct biologically active foldamers¹⁷ will require access to examples that bear appropriately protected functional groups in the side chain. Entries 9–11 of Table 2 show that our catalytic Michael addition method enables incorporation of side chains corresponding to those of glutamic acid, tyrosine, and lysine into γ^2 -amino acid precursors, with excellent yields and enantioselectivities.

We used compound **2b**, prepared on a 10 mmol scale reaction, to show that the β -substituted- δ -nitrobutanol derivatives generated via

Table 2. Highly Efficient and Enantioselective Michael Reaction of Aldehydes with Nitroethylene

entry	product	R	t (h)	yield ^a (%)	ee ^b (%)
1	2a	Me	48	95	98
2	2b	Et	48	96	98
3	2c^{c,d}	<i>i</i> -Pr	32	94	97
4	2d	<i>n</i> -Bu	48	95	99
5	2e	<i>i</i> -Bu	54	94	>99
6	2f	Bn	32	93	99
7	2g^e	CH ₂ - <i>c</i> -Hex	48	93	>99
8	2h^e	CH ₂ COOMe	54	92	96
9	2i	(CH ₂) ₂ COO ^t Bu	54	94	97
10	2j	4- ^t BuC ₆ H ₄ CH ₂	32	94	98
11	2k	(CH ₂) ₄ N(Boc) ₂	48	92	98

^a Isoated yield. ^b Determined by chiral HPLC analysis. ^c Determined by chiral HPLC analysis on the corresponding aldehyde. ^d At 23 °C.

Scheme 2**Scheme 3**

the Michael addition/reduction sequence could be converted in a straightforward manner to appropriately protected, enantioenriched γ^2 -amino acids (Scheme 2). Jones oxidation of **2b** provided the γ -nitro- α -alkylbutyric acid **3**, which was then transformed to protected γ^2 -amino acid **4** in an efficient one-pot operation involving nitro group reduction followed by Boc protection. The absolute configuration of **2b** was determined as (*R*) by the X-ray structure analysis of the L-phenylalanine derivative **5** (Scheme 3), and other β -substituted- δ -nitrobutanol configurations were assigned by analogy. The enantiomeric excess of **3** and **4** was measured by ¹H NMR after coupling of these acids to L- and D-phenylalanine methyl ester. The short synthetic route in Scheme 2 provides a high overall yield (62% from nitroethylene) and is operationally simple.

Incorporation of γ -amino acid residues into a growing peptide chain can be difficult because of cyclization side reactions. For example, carbodiimide-mediated coupling of Boc-protected γ^2 -amino acid **4** (30 mM) to L-phenylalanine methyl ester provides only 13% yield of the desired amide; the major product under these conditions is the *N*-Boc γ -lactam derived from **4** (69%; Scheme 3). However, the analogous reaction with γ -nitro acid **3**, under identical conditions, gives the desired amide in 88% yield. The nitro group can be subsequently reduced via hydrogenation and protected. Thus, γ -nitro acids such as **3**, intermediates in our synthetic route, are valuable building blocks for γ -peptide synthesis, with the nitro group serving as a protected amino group.

The highly enantioselective Michael additions reported here constitute a method for formal *aminoethylation* of aldehydes. The reaction is catalyzed by a chiral pyrrolidine, and relatively low catalyst loading is possible if a carboxylic acid co-catalyst is used. When coupled with

subsequent aldehyde reduction, this process provides β -substituted- δ -nitrobutanol derivatives, which are potentially valuable chiral intermediates. We have shown that such intermediates can be converted expeditiously to protected γ^2 -amino acids, which are interesting as foldamer building blocks. Relatively few methods have been previously described for γ^2 -amino acid synthesis,¹⁰ and these approaches might be challenging to apply to examples featuring diverse side chain functionality. Mechanistic studies regarding the role of acid co-catalyst and the catalytic pathway are in progress.¹⁸

Acknowledgment. This research was supported by NSF (CHE-055190). Y.C. was supported in part by a fellowship from Abbott Laboratories. NMR spectrometers were purchased with partial support from NIH and NSF, and X-ray equipment by NSF. We thank Dr. Ilia Guzei for X-ray structure analysis, and Prof. H. Wennemers for sharing unpublished results.

Supporting Information Available: Experimental procedures and compound characterizations. This material is available free of charge via the Internet at <http://pubs.acs.org>.

References

- Perlmutter, P. *Conjugate Addition Reactions in Organic Synthesis*; Pergamon Press: Oxford, 1992.
- For recent reviews, see: (a) Jarvo, E. R.; Miller, S. J. *Tetrahedron* **2002**, *58*, 2481. (b) Sibi, M. P.; Manyem, S. *Tetrahedron* **2000**, *56*, 8033. (c) Yamaguchi, M. In *Comprehensive Asymmetric Catalysis I–III*; Jacobsen, E. N., Pfaltz, A., Yamamoto, H., Eds.; Springer-Verlag: Berlin-Heidelberg, Germany, 1999; Chapter 31.2.
- For recent reviews, see: (a) Berner, O. M.; Tedeschi, L.; Enders, D. *Eur. J. Org. Chem.* **2002**, 1877. (b) Pellissier, H. *Tetrahedron* **2007**, *63*, 9267. (c) Santanu, M.; Yang, J. W.; Hoffmann, S.; List, B. *Chem. Rev.* **2007**, *107*, 5471.
- For selected examples, see: (a) Betancort, J. M.; Barbas, C. F., III *Org. Lett.* **2001**, *3*, 3737. (b) Mase, N.; Thayumanavan, R.; Tanaka, F.; Barbas, C. F., III *Org. Lett.* **2004**, *6*, 2527. (c) Mase, N.; Watanabe, K.; Yoda, H.; Takabe, K.; Tanaka, F.; Barbas, C. F., III *J. Am. Chem. Soc.* **2006**, *128*, 4966. (d) Wang, W.; Wang, J.; Li, H. *Angew. Chem., Int. Ed.* **2005**, *44*, 1369. (e) Hayashi, Y.; Gotoh, H.; Hayashi, T.; Shoji, M. *Angew. Chem., Int. Ed.* **2005**, *44*, 4212. (f) Lalonde, M. P.; Chen, Y. G.; Jacobsen, E. N. *Angew. Chem., Int. Ed.* **2005**, *45*, 6366. (g) Wiesner, M.; Revell, J. D.; Wennemers, H. *Angew. Chem., Int. Ed.* **2008**, *47*, 1871.
- For selected examples, see: (a) List, B.; Pojarliev, P.; Martin, H. J. *Org. Lett.* **2001**, *3*, 2423. (b) Okino, T.; Hoashi, Y.; Takemoto, Y. *J. Am. Chem. Soc.* **2003**, *125*, 12672. (c) Xu, Y.; Córdova, A. *Chem. Commun.* **2006**, 460.
- (a) Hanessian, S.; Luo, X.; Schaum, R.; Michnick, S. *J. Am. Chem. Soc.* **1998**, *120*, 8569. (b) Hintermann, T.; Gademann, K.; Jaun, B.; Seebach, D. *Helv. Chim. Acta* **1998**, *81*, 983. (c) Woll, M. G.; Lai, J. R.; Guzei, I. A.; Taylor, S. J. C.; Smith, M. E. B.; Gellman, S. H. *J. Am. Chem. Soc.* **2001**, *123*, 11077. (d) Seebach, D.; Brenner, M.; Rueping, M.; Jaun, B. *Chem. Eur. J.* **2002**, *8*, 573.
- (a) Hayen, A.; Schmitt, M. A.; Ngassa, F. N.; Thomasson, K. A.; Gellman, S. H. *Angew. Chem., Int. Ed.* **2004**, *43*, 505. (b) Hagihara, M.; Anthony, N. J.; Stout, T. J.; Clardy, J.; Schreiber, S. L. *J. Am. Chem. Soc.* **1992**, *114*, 6568. (c) Vasudev, P. G.; Ananda, K.; Chatterjee, S.; Aravinda, S.; Shamala, N.; Balaran, P. *J. Am. Chem. Soc.* **2007**, *129*, 4039.
- Johnston, G. A. R. *Pharmacol. Ther.* **1996**, *69*, 173.
- For selected references, see: (a) Bryans, J. S.; Wustrow, D. J. *Med. Res. Rev.* **1999**, *19*, 149. (b) Sammins, G. L.; Jacobsen, E. N. *J. Am. Chem. Soc.* **2003**, *125*, 4442. (c) Poe, S. L.; Kobašlija, M.; McQuade, T. D. *J. Am. Chem. Soc.* **2007**, *129*, 9216. (d) Zu, L. S.; Xie, H. X.; Li, H.; Wang, J.; Wang, W. *Adv. Synth. Catal.* **2007**, *349*, 2660.
- Ordóñez, M.; Cativiela, C. *Tetrahedron: Asymmetry* **2007**, *18*, 3.
- Marigo, M.; Wabnitz, T. C.; Fielenbach, D.; Jørgensen, K. A. *Angew. Chem., Int. Ed.* **2005**, *44*, 794.
- (a) Córdova, A.; Notz, W.; Barbas, C. F., III *J. Org. Chem.* **2002**, *67*, 301. (b) Northrup, A. B.; MacMillan, D. W. C. *J. Am. Chem. Soc.* **2002**, *124*, 6798. (c) List, B. *Tetrahedron* **2002**, *58*, 5573.
- (a) Melchiorre, P.; Jørgensen, K. A. *J. Org. Chem.* **2003**, *68*, 4151. (b) Peelen, T. J.; Chi, Y.; Gellman, S. H. *J. Am. Chem. Soc.* **2005**, *127*, 11598. (c) Chi, Y.; Gellman, S. H. *Org. Lett.* **2005**, *7*, 4253.
- For a review on co-catalyst effects, see: (a) Vogl, E. M.; Gröger, H.; Shibasaki, M. *Angew. Chem., Int. Ed.* **1999**, *38*, 1570. For selected examples, see: (b) Shi, M.; Jiang, J.-K.; Li, C.-Q. *Tetrahedron Lett.* **2002**, *43*, 127. (c) Aroyan, C. E.; Vasbinder, M. M.; Miller, S. J. *Org. Lett.* **2005**, *7*, 3849.
- No apparent change on enantioselectivity was observed with the use of the acidic co-catalysts.
- Chi, Y.; Peelen, T. J.; Gellman, S. H. *Org. Lett.* **2005**, *7*, 3469.
- (a) Goodman, C. M.; Choi, S.; Shandler, S.; DeGrado, W. F. *Nat. Chem. Biol.* **2007**, *3*, 252. (b) Seebach, D.; Schaeffer, L.; Brenner, M.; Hoyer, D. *Angew. Chem., Int. Ed.* **2003**, *42*, 776.
- For related work, see: Wiesner, M.; Revell, J. D.; Tonazzi, S.; Wennemers, H. *J. Am. Chem. Soc.* **2008**, *130*, 5610.

JA800345R